



# Ezi 65 Ali

## Specification Document

**Ezi-roll Queensland**  
20 Randle Rd,  
Pinkenba QLD 4008  
Ph: (07) 3260 1080  
Fax: (07) 3260 1027  
sales@eziroll.com.au

**Ezi-roll Victoria**  
14 Fillo Drive  
Somerton VIC 3062  
Ph: (03) 9357 0749  
Fax: (03) 9357 6988  
vicsales@eziroll.com.au

**Ezi-roll South Australia**  
82 Daws Rd  
Edwardstown SA 5039  
Ph: (08) 8374 0111  
Fax: (08) 8374 0133  
sasales@eziroll.com.au

# Ezi-roll Aluminium Roller Shutter

*The Ezi 65 Ali is an aluminium roller shutter manufactured by Ezi-roll Doors Australia and forms part of the Ezi-roll aluminium security door range.*

*The interlocked slat curtain is specifically designed from aluminium extrusion to provide an attractive appearance without compromising door security. The Ezi 65 Ali is suitable for applications such as retail shopfronts, arcades, sporting complexes, clubs, bars and counter tops. The door curtain can be slotted to create a different design or increase ventilation where necessary. Slotted curtains can be manufactured on request with a clear polycarbonate backing panel to ensure the prevention of foreign particle entry. The Ezi 65 Ali can be supplied in a vast range of sizes and colour finishes.*

## Ezi-roll Aluminium Roller Shutter Doors

The Ezi 65 Ali is constructed from high density aluminium extrusions ensuring maximum door strength. The aesthetics and ventilation of the door may be improved for retail shopfront applications by utilising the slotting option. Where slotting is requested for aesthetics only, a clear polycarbonate backing panel can be supplied for each interlocked slat within the curtain. Alternative aluminium slats are fitted with nylon moulded end clips to reduce friction and lateral movement. The Ezi 65 Ali is supplied standard in a clear anodised finish (matt natural) however aluminium components may be powder coated as an optional extra.

## History

Ezi-roll Doors Australia has been manufacturing roller shutters and grilles since 1971. Since its inception has been continuously developing its suite of products in both design and manufacturing efficiencies. The Ezi 65 Ali aluminium roller shutter is one example and it is featured below.

## Recommended Application

The Ezi 65 Ali is suitable for openings ranging from 1m - 4m high and up to 6m wide. This flat slat shutter is ideal for applications requiring a high level of security while remaining attractively contemporary. Suitable applications are shopping centre shopfronts, arcades, sporting complexes, clubs, bars and counter tops.

## Spring Assisted Drum Assembly

The spring assisted counterbalanced roller drum is fabricated from high quality steel spiral ducted tube or spiral welded tube. The central shaft carries helical springs to ensure a smooth and effortless operation. These springs are designed to achieve a door which is easy to lift.

## Bottom Rail

The Ezi 65 Ali is supplied with a sturdy T-Rail aluminium bottom rail which provides additional strength to the door. This bottom rail may be supplied with an optional weather seal to prevent the unwanted entry of foreign particles.

## Architectural Specification

Proprietary Item: Ezi-roll "Aluminium Roller Shutter" Ezi 65 Ali or equal approved. Refer to technical drawings for locations.

Door Curtain: 65mm x 1.6mm Aluminium extrusion. Alternative aluminium sections are fitted with nylon end clips to reduce friction. Running in 50mm x 30mm extruded guides. Clear anodised or powder coat finish.

Size: for openings up to 4m high and 6.4m wide up to a maximum of 16m<sup>2</sup>.

Roller Drum: 148mm or 229mm spiral drum rotating on a heavy duty shaft fitted with helical springs to counterbalance the door in accordance with the manufacturer's specifications.

Operation: roller shutter can be either manually operated or motorized depending upon size requirements.

Ventilation: the slotting will provide a maximum of 22% free air flow per lineal meter of slat.

## Installation

### General

Requirement: install overhead doors in conformance with Ezi-roll's recommendations and as documented.

### Preparation

Substrate: before starting installation, check the alignment of substrates or framing and adjust if required.

Clearances: confirm clearances as per shop drawing. Check openings accommodate support brackets and door guides with the required clearances.

Assembly: assemble guide parts, axle parts, driving parts and slats or curtains.

### Guide system

Requirement: install guide system as follows:

- Plumb, level, straight, true, and within tolerances and clearances recommended by the manufacturer and including installation points level at guide ends.
- Fixed or anchored to the building structure using mechanical fixings suitable for the substrate, the imposed loads and the door size.
- Isolated from any building loads, including loads caused by structural deflection or shortening.

### Counterbalancing

Requirement: counterbalance steel springs to Ezi-roll's recommendations.

## Manual/Automatic Operation

The Ezi 65 Ali can be manually or electrically operated. There is a range of electric motors available depending on application and usage

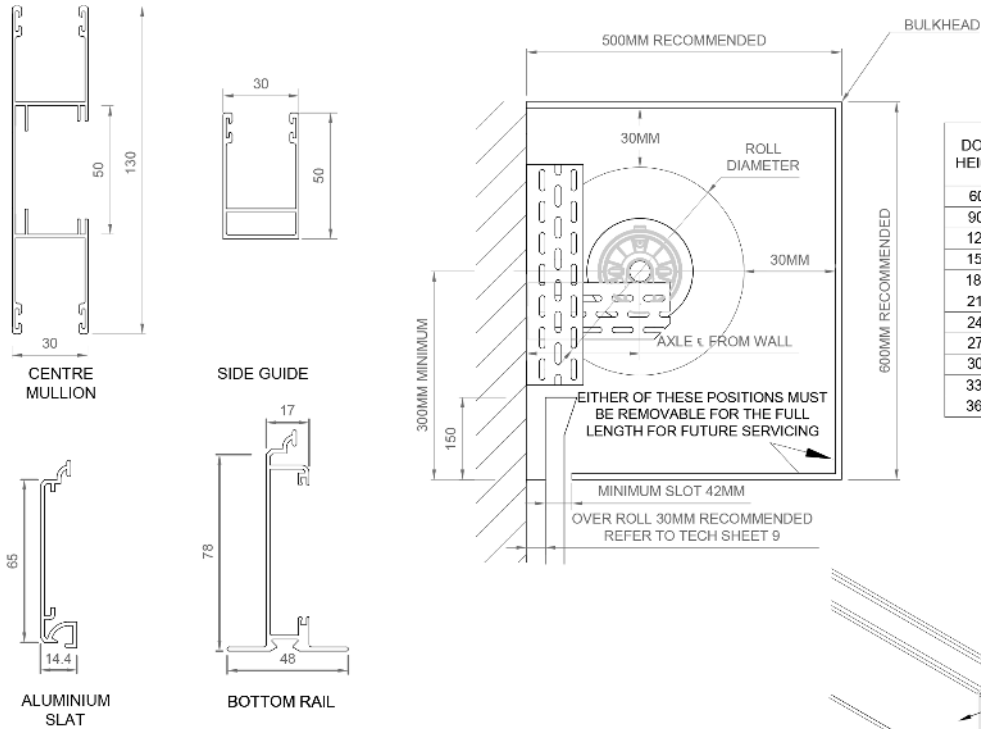
## Versatile Tracking System

The 50mm x 30mm aluminium door tracks can be mounted between fix or behind fix. The guides can also accommodate a mohair felt buffer to ensure a quieter operation. All manual doors are fitted with door stops.

## Locking

The Ezi 65 Ali may be fitted with a centrally mounted locking mechanism within the mid rail at approximately 900mm above floor level or alternately within the bottom rail. The locking mechanisms are generally concealed behind extruded polycarbonate covers for aesthetics and tamper proofing. Locking is not recommended for motorised doors.

# Technical Detail



DOOR HEIGHT	DRUM Ø150			DRUM Ø229	
	ROLL DIAMETER	AXLE $\epsilon$ FROM WALL	ROLL DIAMETER	AXLE $\epsilon$ FROM WALL	ROLL DIAMETER
600	190	105	270	145	
900	200	110	270	145	
1200	215	117.5	280	150	
1500	230	125	290	155	
1800	250	135	290	155	
2100	260	140	310	165	
2400	260	140	320	170	
2700	275	147.5	340	180	
3000	290	155	340	180	
3300	315	167.5	355	187	
3600	325	172.5	370	195	

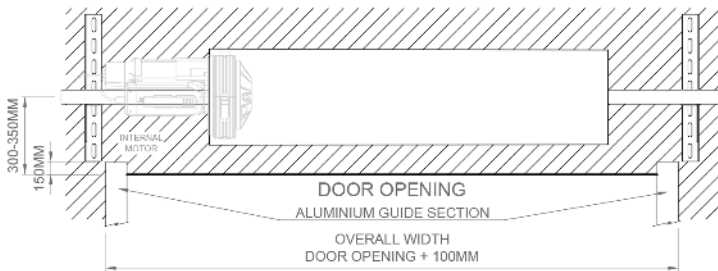
ALL DIMENSIONS ARE IN MM

## BEHIND WALL FIX

TOP VIEW




ELEVATION VIEW

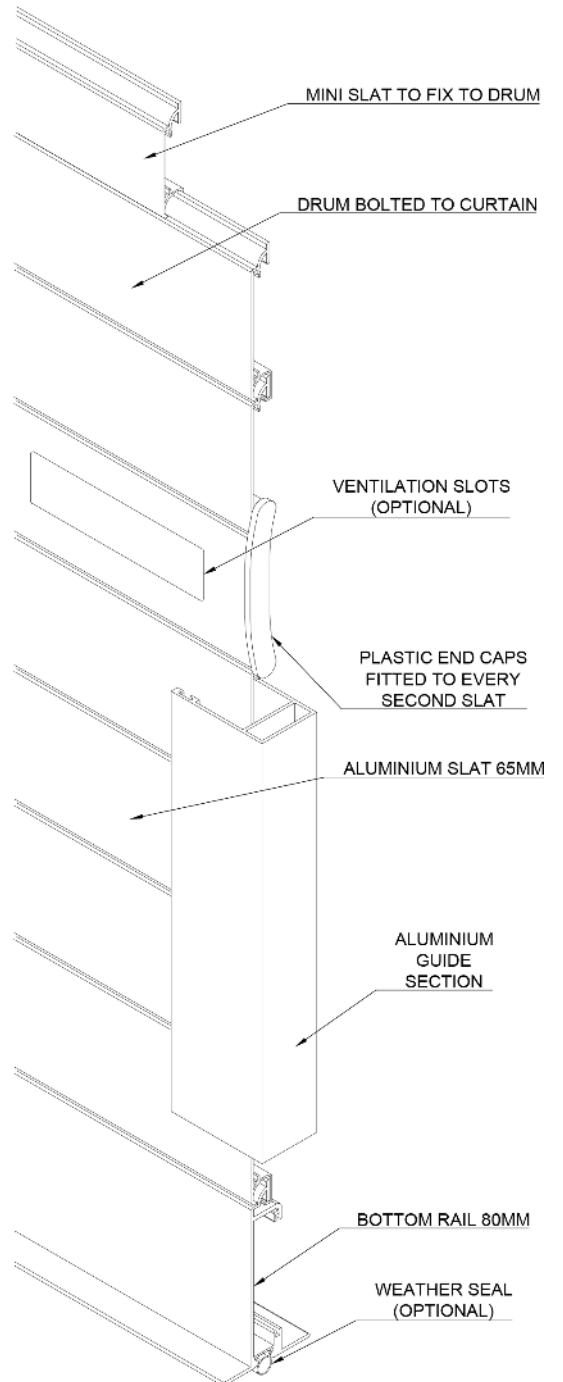
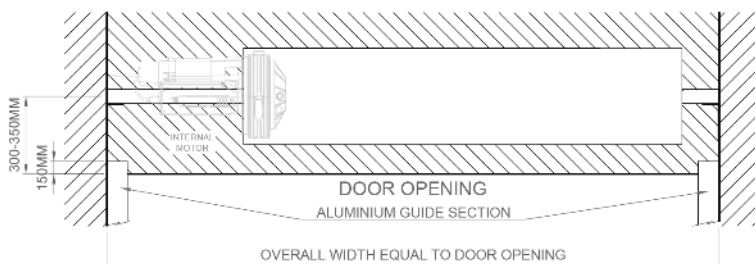


## BETWEEN WALL FIX

TOP VIEW



ELEVATION VIEW



## Operation

### Manual operation

General: install so that the force required to operate the door manually is safe and effortless.

Manual method: provide a manual door operating system incorporating the following, as documented:

- Hand stick (for high openings): by a boat hook type pole supplied with the installation.
- Chain: by pulling on a chain passing over a sprocket on the drum, with reduction gears where necessary.

### Motorised operation

General: provide a motorised door operating system incorporating the following:

Contact Ezi-roll Doors Australia for the range of single and three phase Elsamec GFA – Elektromaten or Grifco electric motors available, depending on usage and application. They can be interfaced with external access devices such as remote control transmitters, exit loops, key pads, card readers or similar.

- A single or three phase electric motor with limit switches, and of adequate capacity to operate the specified door smoothly and without strain.
- Motor type: AC or DC motor (DC motors are generally considered to be quieter).Ezi-roll motor suppliers include Grifco, GFA – Elektromarten, Ezi-roll – ECR 600 and Elsamec for aluminium doors.
- Drive type: manual, chain or direct drive. Consider structure-borne sound generated by motor and drive, particularly in multi-unit residential buildings.
- Overload cutout.
- Optional photocell or IR beam safety device.
- Optional standard light fixture, automatically switched on when opener is activated, and switched off by timer (generally retain for single dwelling applications, and not applicable for multi-unit residential, commercial and other applications where other area lighting is provided).
- Manual release handle to disengage door from drive mechanism in the event of a power failure.
- Operation by battery-powered radio remote controller, supplied as part of the system.
- Quantity of programmed remote controllers: 2 (can vary depending on project requirements).
- Memory register quantity: this is the maximum number of remote controllers that can be programmed on the door controller (if applicable).
- Additional operation by push-button or key switch, located 1500 mm above floor level or per client request.

## Aluminium Roller Shutter Door Schedule

The codes in the header row of the schedule designate each application or location of the item scheduled. Edit the codes to match those in other contract documents.

Product: Ezi 65 Ali.

Frequency of use: contact Ezi-roll Doors Australia for Ezi-roll's high and low cycle use products.

Door finish: select from clear anodised or powder coated. If powder coated, include colour.

Bottom rail weatherseal: e.g. required, or not required.

Slots: e.g. required, or not required.

If required, add polycarbonate backing panel to slots to reduce foreign particle entrance.

Counterbalance spring: contact Ezi-roll Doors Australia. High cycle steel springs. *Dependant on the application.*

Guide system: select from between fix or behind fix.

Mohair buffers: e.g. required, or not required.

Guides can accommodate a mohair felt buffer for quieter operation.

Drum: spiral wound or spiral welded.

Contact Ezi-roll Doors Australia for selection, depending on door size and application.

Sized to suit the door. Contact Ezi-roll Doors Australia.

Operation: select from

- Manual: hand lift or chain lift.
- Motorised: direct drive or chain drive.

Locking: not recommended for motorised doors. Centrally mounted lock within bottom rail.

## Completion

### Operation

General: make sure moving parts operate freely and smoothly to Ezi-roll's recommendations, without binding or sticking, at correct tensions or operating forces and that they are lubricated where appropriate.

Safety: make sure all safety features are operating and all obstacles removed from the door operating area.

Remote control device: make sure devices are programmed and operating.

Motor limits: set.

### Protection

Temporary coating: on or before the date for practical completion of the works, or before joining up to other surfaces, remove all traces of temporary coatings used for protection.

## Warranty

A 12 month limited material, labour and workmanship warranty applies to the Ezi 65 Ali as a standard cycle use product.

Use only where warranties extending beyond the defects liability period are available for the particular system. Insert the required warranty period and terms, which should be negotiated beforehand. If the warranty is in the form of separate material and installation warranties, require the signatures of both manufacturer and installer. The form(s) required should be provided as part of the contract documentation.

Aluminium Rolling Grille Door Schedule

	AGO1	AGO2	AGO3
Product			
Frequency of use (cycles per year)			
Door finish			
Bottom rail weatherseal			
Slots			
Perforations			
Counterbalance spring			
Guide System			
Mohair buffers			
Drum			
Operation			
Locking			

## Disclaimer

Ezi-roll Doors Australia reserves the right to alter and or improve its products or any accessories at any time without notice and without incurring any obligation to make similar improvements to products previously ordered or sold.