



Ezi 19 Grille

Specification Document

Ezi-roll Queensland
20 Randle Rd,
Pinkenba QLD 4008
Ph: (07) 3260 1080
Fax: (07) 3260 1027
sales@eziroll.com.au

Ezi-roll Victoria
14 Fillo Drive
Somerton VIC 3062
Ph: (03) 9357 0749
Fax: (03) 9357 6988
vicsales@eziroll.com.au

Ezi-roll South Australia
82 Daws Rd
Edwardstown SA 5039
Ph: (08) 8374 0111
Fax: (08) 8374 0133
sasales@eziroll.com.au

Ezi-roll Aluminium Rolling Grille Doors

The Ezi 19 Grille is an aluminium roller grille manufactured by Ezi-roll Doors Australia and forms part of the Ezi-roll security grille products range. The strong aluminium curtain is specifically designed from aluminium extrusion to provide a high level of security while maintaining the feel of openness between the internal and external spaces.

The Ezi 19 Grille is recommended for applications such as retail shopfronts, secure parking structures, arcades, sporting complexes, clubs, bars and counter tops. The Ezi 19 Grille is a cost efficient product for spaces where ventilation is required or continual visual product branding is desirable. The Ezi 19 Grille can be supplied in a vast range of sizes and colour finishes.

Ezi-Roll Aluminium Rolling Grille Doors

The Ezi 19 Grille is a roller grille door that is comprised of 19mm aluminium extrusion tubing at 75mm centres interconnected with 35 x 3mm links spaced at 500mm centres.

The Ezi 19 Grille is constructed from 19mm aluminium extrusion tubing connected with 35mm links creating a symmetrical brick-like pattern. This grille allows retailers to retain visual product branding while their products remain secure. The aluminium extrusion is fitted with nylon plugs to reduce friction and lateral movement. The Ezi 19 Grille is supplied standard in a clear anodised finish (matt natural) however may be powder coated as an optional extra.

History

Ezi-roll Doors Australia has been manufacturing roller shutters and grilles since 1971. Since its inception Ezi-roll has been continuously developing its suite of products in both design and manufacturing efficiencies. The Ezi 19 Grille aluminium roller grille is one example and it is featured below.

Recommended Application

The Ezi 19 Grille is suitable for openings ranging from 1m - 4m high and up to 8m wide current brochure. This sleek aluminium door is ideal for applications requiring a high level of security and cost efficiency where a roller door or shutter is not desirable. Suitable applications are shopping centre shopfronts, secure parking structures, arcades, sporting complexes, clubs, bars and counter tops.

Spring Assisted Drum Assembly

The spring assisted counterbalanced roller drum is fabricated from high quality steel spiral ducted tube or spiral welded tube. The central shaft carries helical springs to ensure a smooth and effortless operation. Door is supplied as direct drive also.

Bottom Rail

The Ezi 19 Grille is supplied with a sturdy T-Rail aluminium bottom rail which provides additional strength to the door. This bottom rail may be supplied with an optional weather seal.

Architectural Specification

Proprietary Item: Ezi-roll "Aluminium Roller Grille" Ezi 19 Grille or equal approved. Refer to technical drawings for locations.

Door Curtain: 19mm aluminium extrusion tubing at 75mm centres interconnected with 35mm x 3mm links spaced at 500mm centres. Each aluminium section is fitted with nylon end plugs to reduce friction. Running in 100mm x 38mm extruded guides. Clear anodised or powder coat finish.

Size: for openings up to 4m high and 8m wide.

Roller Drum: 165mm or 229mm spiral drum rotating on a 34mm heavy duty shaft fitted with helical springs to counterbalance the door or solid axle in accordance with the manufacturers specifications.

Operation: aluminium grille can be either manually operated or motorised depending upon size requirements.

Ventilation: the roller grille shall provide a maximum of 70% free airflow.

Installation

General

Requirement: install overhead doors in conformance with Ezi-roll's recommendations and as documented.

Preparation

Substrate: before starting installation, check the alignment of substrates or framing and adjust if required.

Clearances: confirm clearances as per shop drawing. Check openings accommodate support brackets and door guides with the required clearances.

Assembly: assemble guide parts, axle parts, driving parts and slats or curtains.

Guide system

Requirement: install guide system as follows:

- Plumb, level, straight, true, and within tolerances and clearances recommended by the manufacturer and including installation points level at guide ends.
- Fixed or anchored to the building structure using mechanical fixings suitable for the substrate, the imposed loads and the door size.
- Isolated from any building loads, including loads caused by structural deflection or shortening.

Counterbalancing

Requirement: counterbalance steel springs to Ezi-roll's recommendations.

Manual/Automatic Operation

The Ezi 19 Grille can be manually or electrically operated. There is a range of electric motors available depending on application and usage.

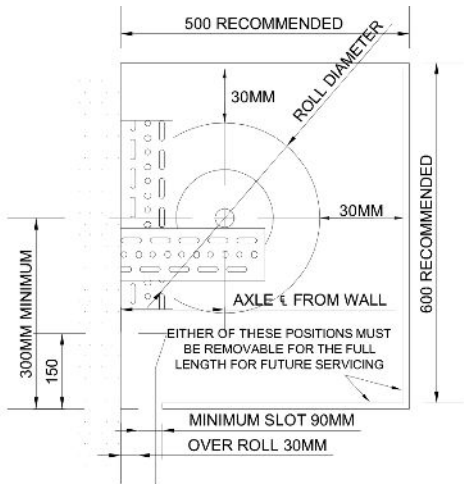
Versatile Tracking System

The 100mm x 38mm aluminium door tracks can be mounted between fix or behind fix. The guides can also accommodate a mohair felt buffer to ensure a quieter operation. All manual doors are fitted with door stops.

Locking

The Ezi 19 Grille may be fitted with a centrally mounted locking mechanism within the bottom rail. The locking mechanisms are generally concealed behind extruded polycarbonate covers for aesthetics and tamper proofing. Locking is not recommended for motorised doors.

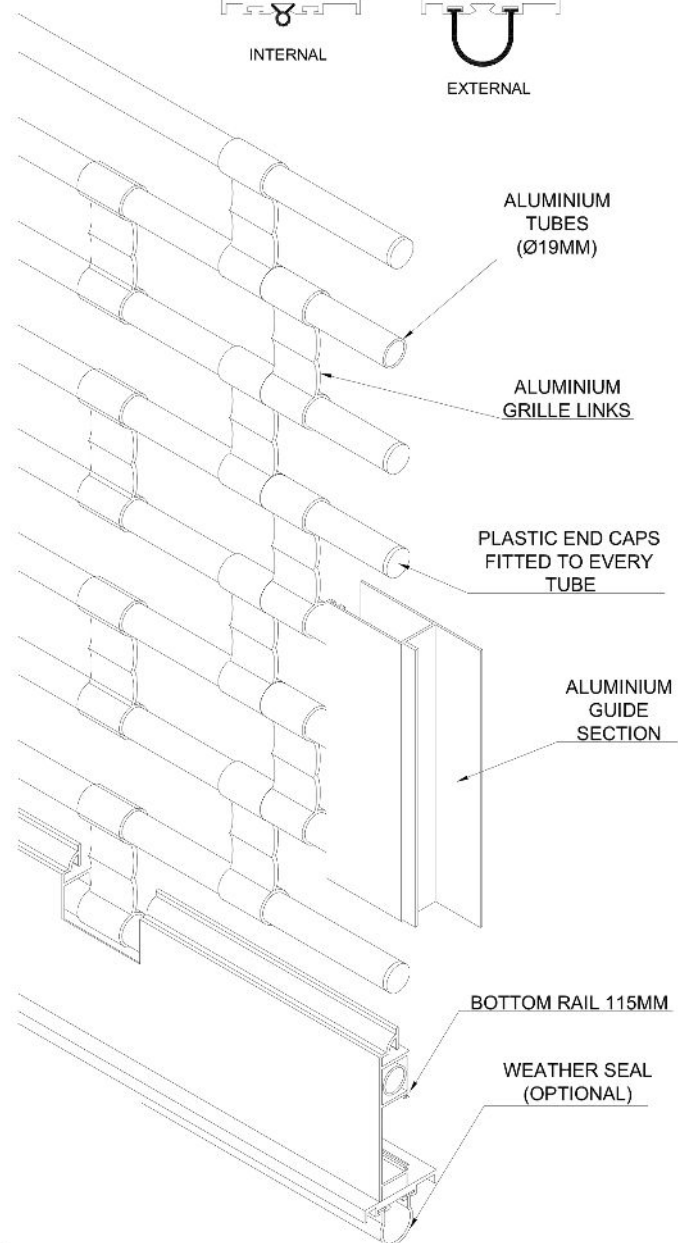
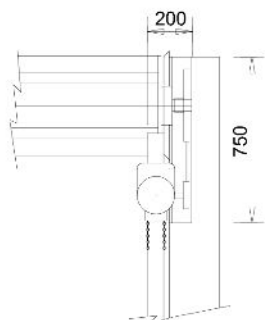
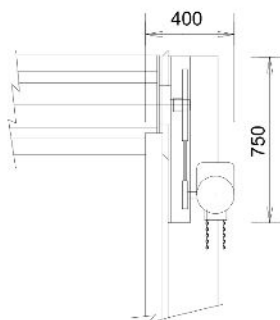
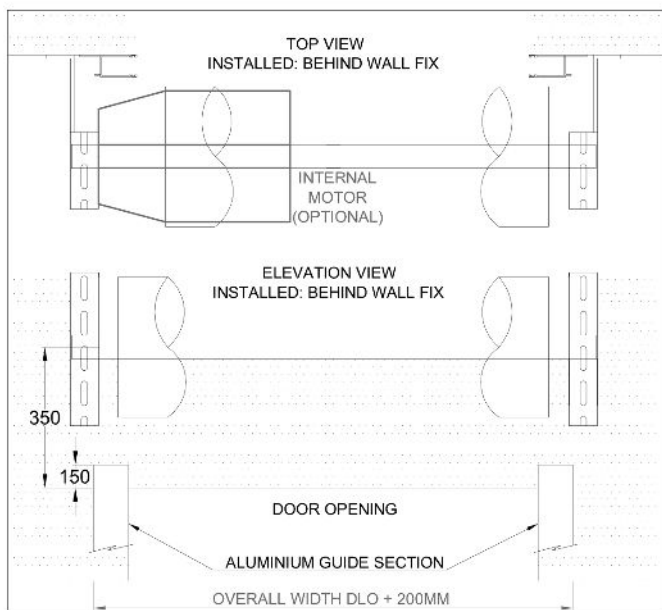
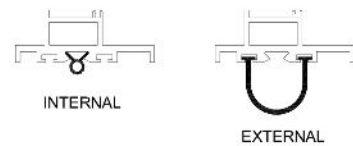
Technical Detail



DOOR HEIGHT	DRUM Ø165		DRUM Ø229	
	ROLL DIAMETER	AXLE ϵ FROM WALL	ROLL DIAMETER	AXLE ϵ FROM WALL
1000	326	173	326	173
1500	326	173	378	199
2000	330	175	394	207
2500	364	192	398	209
3000	378	200	434	227
3500	415	218	448	234
4000	435	228	453	237
4500	460	240	470	245

ALL DIMENSIONS ARE IN MM

WEATHER SEAL OPTIONS



Operation

Manual operation

General: install so that the force required to operate the door manually is safe and effortless.

Manual method: provide a manual door operating system incorporating the following, as documented:

- Hand stick (for high openings): by a boat hook type pole supplied with the installation.
- Chain: by pulling on a chain passing over a sprocket on the drum, with reduction gears where necessary.

Motorised operation

General: provide a motorised door operating system incorporating the following:

Contact Ezi-roll Doors Australia for the range of single and three phase Elsamec, Elsamec GFA – Elektromaten or Grifco electric motors available, depending on usage and application. They can be interfaced with external access devices such as remote control transmitters, exit loops, key pads, card readers or similar.

- A single or three phase electric motor with limit switches, and of adequate capacity to operate the specified door smoothly and without strain.
- Motor type: AC or DC motor (DC motors are generally considered to be quieter). Ezi-roll motor suppliers include Grifco, GFA – Elektromarten, Ezi-roll – ECR 600 and Elsamec for aluminium doors.
- Drive type: manual, chain or direct drive. Consider structure-borne sound generated by motor and drive, particularly in multi-unit residential buildings.
- Overload cutout.
- Optional photocell or IR beam safety device.
- Optional standard light fixture, automatically switched on when opener is activated, and switched off by timer (generally retain for single dwelling applications, and not applicable for multi-unit residential, commercial and other applications where other area lighting is provided).
- Manual release handle to disengage door from drive mechanism in the event of a power failure.
- Operation by battery-powered radio remote controller, supplied as part of the system.
- Quantity of programmed remote controllers: 2 (can vary depending on project requirements).
- Additional operation by push-button or key switch, located 1500 mm above floor level or per client request.

Aluminium Rolling Grille Door Schedule

The codes in the header row of the schedule designate each application or location of the item scheduled. Edit the codes to match those in other contract documents.

Product: Ezi 19 Grille.

Frequency of use: contact Ezi-roll Doors Australia for high and low cycle use products.

Door finish: select from clear anodised or powder coated. If powder coated, include colour.

Bottom rail weatherseal: e.g. required, or not required.

Counterbalance spring: standard spring or high cycle steel springs.

Guide system: supplied with mohair felt buffer for quieter operation.

- Ezi 19 Grille: between fix or behind fix.

Drum: sized to suit the door.

Operation: select from

- Manual: hand lift or chain lift.
- Motorised: direct drive or chain drive.

Locking: centrally mounted lock within bottom rail. Not recommended for motorised doors.

Completion

Operation

General: make sure moving parts operate freely and smoothly to Ezi-roll's recommendations, without binding or sticking, at correct tensions or operating forces and that they are lubricated where appropriate.

Safety: make sure all safety features are operating and all obstacles removed from the door operating area.

Remote control device: make sure devices are programmed and operating.

Motor limits: set.

Protection

Temporary coating: on or before the date for practical completion of the works, or before joining up to other surfaces, remove all traces of temporary coatings used for protection.

Warranty

A 12 month limited material, labour and workmanship warranty applies to the Ezi 19 Grille as a standard cycle use product.

Use only where warranties extending beyond the defects liability period are available for the particular system. Insert the required warranty period and terms, which should be negotiated beforehand. If the warranty is in the form of separate material and installation warranties, require the signatures of both manufacturer and installer. The form(s) required should be provided as part of the contract documentation.

Aluminium Rolling Grille Door Schedule

	AGO1	AGO2	AGO3
Product			
Frequency of use (cycles per year)			
Door finish			
Bottom rail weatherseal			
Counterbalance spring			
Guide system			
Drum			
Operation			
Locking			

Disclaimer

Ezi-roll Doors Australia reserves the right to alter and or improve its products or any accessories at any time without notice and without incurring any obligation to make similar improvements to products previously ordered or sold.